

Recessed luminaire - Micro-prismatic diffuser - direct distribution

Suitable for ceilings with visible T-bars; flat aluminium frame, powered white; steel plate housing; Housing colour traffic white RAL 9016; LED backlight light technology; direct light distribution using non-yellowing microprismatic PMMA diffuser and single lenses, ideal for VDU workstations, UGR19, 65°<3000 cd/m omnidirectional glare reduction in accordance with current DIN-EN 12464-1 standard; Including a multi-lumen driver with 8 settable light outputs; Flicker < 5%; Flexible 40cm long connecting cable wired to the luminaire via a plug system ready for operation. Protection rating: IP20/IP40 (room). Accessories: for installation in cut-out ceilings, installation frame 60140003100 or for ceiling mounting frame 60110005100 Further operating data can be found in the operating instructions.

CHARACTERISTICS

| | |
|-------------------------------|---|
| Order number | 60143034150 |
| EAN number | 4020863425105 |
| Commodity code | 94051190 |
| Certification mark | IP 40/20, Protection class II, VDU 65°<3000, F, Indoor, CE |
| Impact resistance (IK rating) | IK02 (-10°C bis 35°C) |
| Ambient temperatur | ta -10°C to 35°C |
| Warranty period | 5 years |
| State funding programs | BEG - Federal funding for efficient buildings (valid only for Germany) |

ELECTRICAL ENGINEERING

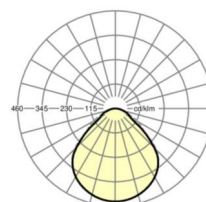

| | |
|--------------------------------------|---|
| Controller | Electronic multi-lumen driver, 8-steps (1 pcs.) |
| System output | 39W-26W |
| Mains voltage | 230V/50Hz |
| Circuit breakers (inrush current) | 17 pieces/B10, 27 pieces/B16, 28 pieces/C10, 45 pieces/C16 |
| Energy efficiency class/light source | C |

LIGHTING TECHNOLOGY

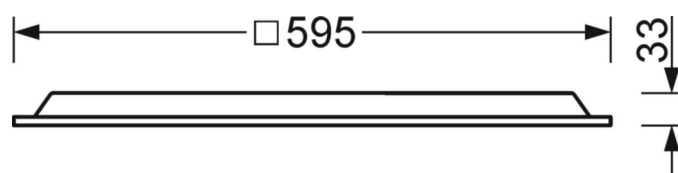
| | |
|---|--|
| Placement | LED, Colour rendering/Light colour CRI ≥ 80 / 3000K |
| Colour tolerance (MacAdam) | 3SDCM |
| Nominal luminous flux/switching steps (EDM) | 4500lm/39W, 4300lm/37W, 4200lm/36W, 4000lm/33W, 3800lm/32W, 3600lm/30W, 3400lm/28W, 3200lm/26W (Standard setting 4000lm) |
| LED service life | 50000h L80/B10 (Tq 35°C/do not cover with insulation wool) |
| Luminaire luminous efficiency | 121lm/W-116lm/W |
| UGR lat./long. | 19.1 / 19.2 (39W) |

DEEP-LINK

<https://www.regiolux.de/en/article/60143034150>



| | |
|----------------|--------------------|
| Reference | LED 4500lm/39W 830 |
| ηLB | 100 % |
| Φ ↓/↑ | 100 % / 0 % |
| UGR lat./long. | 19.1 / 19.2 |
| VDU | 65° < 3000cd/m² |



MECHANICS

| | |
|-------------------------|--|
| Housing colour | traffic white RAL 9016 |
| Dimensions (LxWxH/DxH) | 595mm x 595mm x 33mm |
| Depth | 33mm |
| Ceiling system | Ceilings with visible T-rails [s-TS] (600x600 mm), cut-out ceilings [AD] |
| Ceiling cut-out (LxW/D) | 623mm x 623mm (when using accessory mounting frame) |
| Installation depth | 145mm [AD]; 145mm [s-TS]; 115mm [s-TS] min |
| Weight (net) | 2.18kg |
| Type of installation | Recessed mounting, Ceiling installation individual mounting, Ceiling-mounted single installation |

Dimensions

| | | |
|----------|--------|---|
| L | 595 mm | Length |
| B | 595 mm | Width |
| H | 33 mm | Height |
| T | 33 mm | Depth |
| DA(L) | 623 mm | Cutting dimension length |
| DA(B) | 623 mm | Cutting dimension width |
| Et(min) | 115 mm | Ceiling distance minimum - minimum dimension (visible T-rail) |
| Et(AD) | 145 mm | Ceiling distance minimum (cut-out ceiling) |
| Et(TS) | 145 mm | Ceiling distance minimum - recommended (visible T-rail) |
| MLTS1 | 600 mm | Module dimension length (visible T-rail) |
| MLTS_1/2 | 600 | Module dimension length (visible T-rail) 1/2 |
| MBTS1 | 600 mm | Module dimension width (visible T-rail) |
| MBTS_1/2 | 600 | Module dimension width (visible T-rail) 1/2 |
| KL | 144 mm | Length luminaire head or box for ballasts |
| KB | 42 mm | Width luminaire head or box for ballasts |
| KH | 29 mm | Height luminaire head or box for ballasts |

